

















TABLA DE SELECCIÓN DE PLACAS

TABLA DE SELECCIÓN

		Módulos			
	Acabados	2	3	4	6
	BLANCO	KA4802KW	KA4803KW	KA4804KW	KA4806KW
	ORO	KA4802ZW	KA4803ZW	KA4804ZW	KA4806ZW
	LUNA	KA4802NW	KA4803NW	KA4804NW	KA4806NW
	HIELO	KA4802DW	KA4803DW	KA4804DW	KA4806DW
	CIELO	KA4802DA	KA4803DA	KA4804DA	KA4806DA
	PIXEL	KA4802MW	KA4803MW	KA4804MW	KA4806MW
	ARENA	KA4802KM	KA4803KM	KA4804KM	KA4806KM
	COBRE	KA4802ZM	KA4803ZM	KA4804ZM	KA4806ZM
	ROBLE	KA4802LM	KA4803LM	KA4804LM	KA4806LM
	AURA	KA4802DM	KA4803DM	KA4804DM	KA4806DM
	ÓPTICO	KA4802MM	KA4803MM	KA4804MM	KA4806MM
	NEGRO	KA4802KG	KA4803KG	KA4804KG	KA4806KG
	SPACE	KA4802NG	KA4803NG	KA4804NG	KA4806NG
	ACERO	KA4802ZG	KA4803ZG	KA4804ZG	KA4806ZG
	NOGAL	KA4802LG	KA4803LG	KA4804LG	KA4806LG
	NOCHE	KA4802DG	KA4803DG	KA4804DG	KA4806DG
		Chasis			
		K4702	K4703L	K4704L	K4706